

GROHE TOUCH
LOVE AT FIRST
TOUCH

GROHE.COM/US

Pure Freude an Wasser

GROHE
WAVE LOGO



GROHE TOUCH LOVE AT FIRST TOUCH

The GROHE Touch faucet's most innovative feature is something you can't even see – but after just one touch you'll be smitten. They offer you the ability to control the flow of water in your kitchen with nothing more than a touch from your wrist, forearm or the back of your hand, ideal for all busy cooks and their helpers.

Touch faucets remain clean and bacteria-free, regardless of how many times you turn them on or what you're cooking. And because the GROHE technology is completely concealed within the faucet, you can enjoy the same quality of pure design as on all our faucet ranges. Choose the Touch function in a cold water version or upgrade to include warm water controlled by a thermostat. Either way, GROHE Touch faucets are as safe as they are hassle-free.



Minta™ Touch has been approved and recommended for use by the elderly and those with physical disabilities. It has been tested and rated "good" by the Institute for Gerontechnik for Barrier Free Building due to its one-touch operating technology and ergonomic design.





CLEAN AND HYGIENIC

Your faucet stays clean when your hands are not. Turn the faucet on with your forearm or wrist to avoid cross-contamination and to keep your faucet clean.

FUSION OF DESIGN AND TECHNOLOGY

Invisible technology meets outstanding design. Touch function works even when the handle is in the OFF position.

SAFE FOR CHILDREN

The Touch function delivers cold water. For warm water on Touch activation upgrade to the model with the GrohTherm® Micro, a thermostatic mixing valve that adjusts the water temperature with no risk of scalding.

GROHE TOUCH BENEFITS

CLEAN AND HYGENIC

Touch anywhere on the spout once with your wrist or forearm and cool water begins to flow from the faucet. Touch again and it stops. No handprints or greasy marks on the handle. No problem. The benefits of Touch in a busy kitchen are both practical and visual. Not only does light-touch control leave the faucet's sparkling surface free of marks, but it also prevents cross-contamination caused by the transfer of germs and bacteria left on the faucet handle.

FUSION OF DESIGN AND TECHNOLOGY

Innovative, easy-to-use and immensely practical, the advantages of GROHE's Touch faucets are obvious. Inside GROHE's elegant design is the latest technology to keep your kitchen clean all day long. It also reduces the burden of cleaning. You can cook up a storm and start and stop the flow of water as often as you like without leaving a trace on your faucet.

SAFE FOR CHILDREN

Safety is paramount, especially if you have little ones in the kitchen. That's why the Touch function is available with cold water, so there is no risk of scalding. Prefer warm water? Simply upgrade to the model with the GrohTherm® Micro, a small thermostat installed under the sink that delivers the perfect temperature every time.





8:00 am | breakfast time



9:00 am | fresh food from the garden



11:00 am | preparing lunch



1:00 pm | washing the dishes




2:00 pm | messy play



4:00 pm | baking bread



6:00 pm | preparing dinner



7:30 pm | leisure time

GROHE LADYLUX³ CAFÉ TOUCH LOVE AT FIRST TOUCH

NEW



GROHE
SilkMove®



GROHE
StarLight®



GROHE
EcoJoy®



Ladylux³ Café
Touch Online



Elegant, functional and ergonomic, Ladylux³ Café is the natural choice for today's hard-working kitchen. And now, with the introduction of the Ladylux³ Café Touch, it offers even more ingenious technology.

Turn the water flow ON and OFF with just a touch on the spout with your wrist or forearm. No more greasy finger prints to clean and no fear of cross-contamination. The sleek design with a wide swivel spout remains unchanged, but the immaculate finish will stay cleaner, for longer. Choose your Touch function in a cold water version or upgrade with an under-sink GrohTherm® Micro thermostat for perfectly controlled warm water and no danger of scalding. Ladylux³ Café Touch comes with an ergonomic pull-down spray and a new dual-control button with locking feature, making switching between spray modes effortless.

NEW

30 205 000 / DCO
Pull-down kitchen faucet with Touch technology
● ●

NEW

30 226 000 / DCO
Pull-down kitchen faucet with Touch technology with GrohTherm® Micro
● ●



Touch



Locking Spray Head



Pull-Out Spray Head



SpeedClean®



360° Smooth Turn



Forward Rotating Handle

Color options:

- 000 | StarLight Chrome
- DCO | SuperSteel

GROHE MINTA™ TOUCH LOVE AT FIRST TOUCH



GROHE
SilkMove®



GROHE
StarLight®



Minta™ Touch
Online

Modern, timeless, beautiful. GROHE's successful Minta™ kitchen range takes another step with our latest innovation.

The GROHE Minta™ Touch comes with a small but distinctive difference: Enhanced with Touch technology, it instantly reacts to the slightest touch, enabling you to turn it on and off without leaving a mark on its surface. There is no need to use the handle if your hands are dirty from cooking. Just tap the faucet with the wrist or forearm for perfect control every time.

This practical, hygienic technology is seamlessly integrated, meaning Minta™ retains the same gorgeous good looks as before. It's available as a pull-down faucet with a curved C-shaped swivel spout or a pull-out faucet with a striking L-shaped swivel spout—the choice is in your hands.



30 218 000 / DC0
Pull-out kitchen faucet with Touch technology
L-spout
● ●



31 359 000 / DC0
Pull-down kitchen faucet with Touch technology
C-spout
● ●



31 392 000 / DC0
Pull-down kitchen faucet with Touch technology
C-spout with GrohTherm® Micro
● ●



Touch



Pull-Out Spray



Pull-Out Spray Head



SpeedClean®



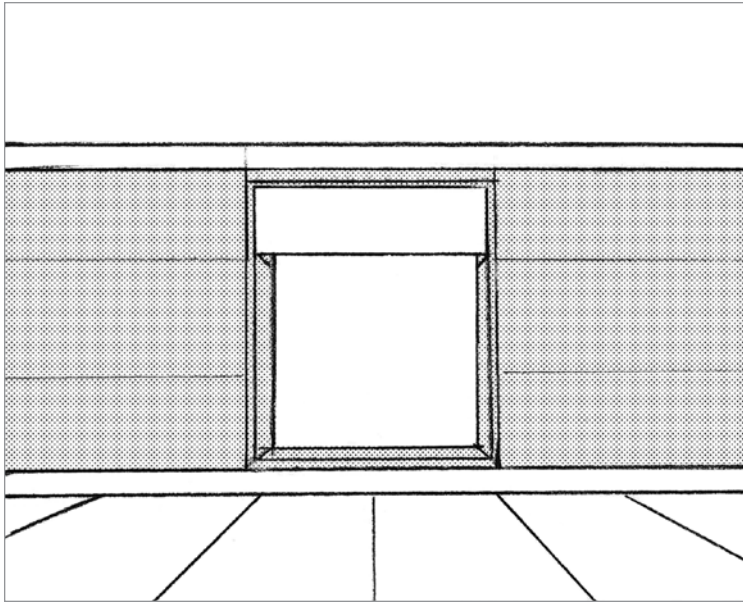
360° Smooth Turn

Color options:

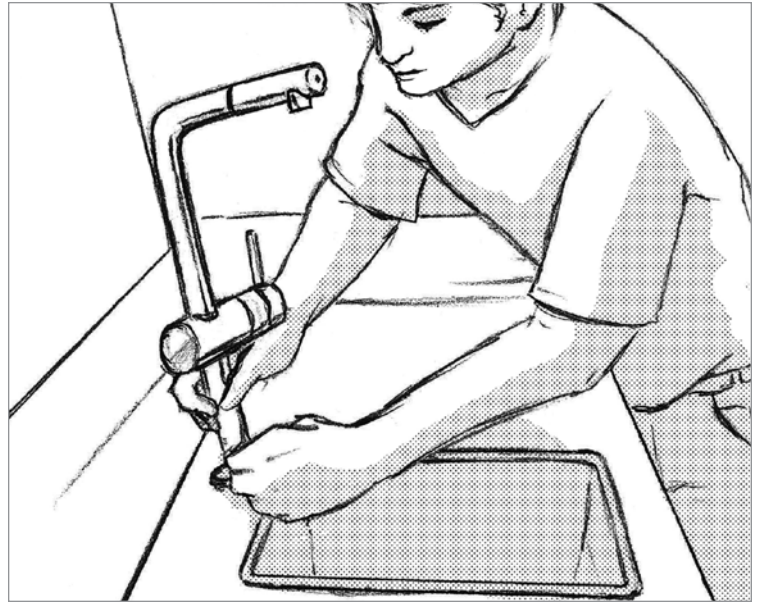
- 000 | StarLight Chrome
- DC0 | SuperSteel

SOPHISTICATED TECHNOLOGY EASY INSTALLATION

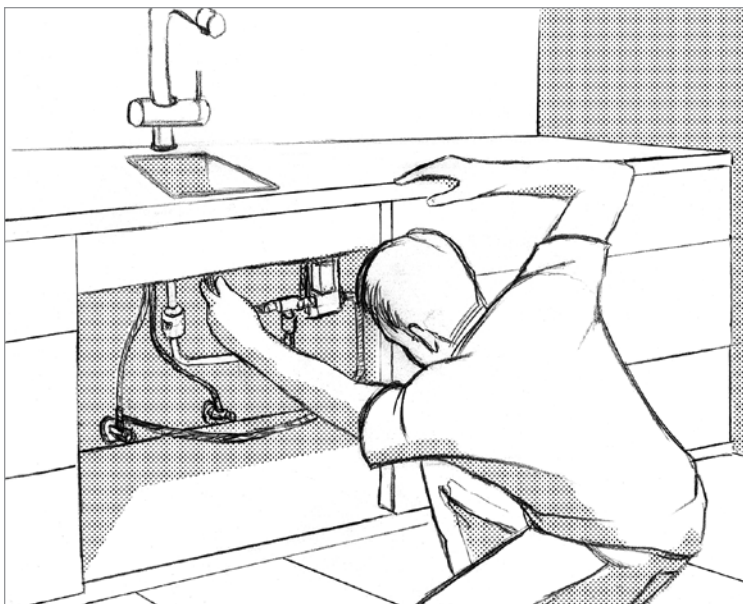
Installation is surprisingly easy. Just follow the steps below and the GROHE Touch will be ready to use in no time. Equally easy is the installation of the GrohTherm® Micro, which is simply mounted on the corner valve. This leaves more storage space under your sink.



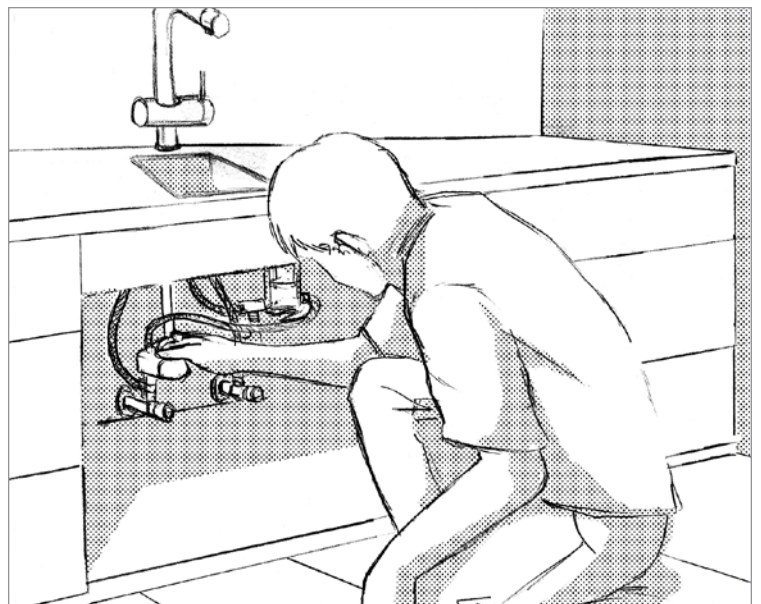
1. All you need is a plumbed kitchen with a counter top to install your GROHE Touch.



2. Insert the faucet assembly and water supply hoses in the faucet hole.



3. Connect the faucet's water hoses to the water supply lines. Now attach the Touch technology battery-operated control unit to the faucet's water connections (or water supply hoses) and the cold-water supply line.



4. You can also install the GrohTherm® Micro. Simply integrate the installation attachment with the Touch function to get warm water at the desired temperature.

GROHE TOUCH FREQUENTLY ASKED QUESTIONS

Is the Touch technology battery- or powerpack-operated?	GROHE Touch faucets are powered by a 6 volt lithium battery. This is a standard photo battery.
How often must the battery be changed?	This will depend on how often you use the Touch faucet. The battery is very durable, lasting approximately 100,000 cycles. On average the battery will only need to be changed every three years.
How can I tell when the battery needs replacing?	Roughly six weeks prior to the battery reaching the end of its life, the water flow will pulsate three times when activated by Touch. When the battery is completely depleted, the Touch function will no longer work. However you'll still be able to operate the faucet by using the manual handle.
Can I still use the faucet if the battery is completely empty?	Of course, just use the handle as you would any faucet.
How can I regulate the temperature and the water flow?	Just use the handle as you would any faucet.
What temperature and water volume can I expect with the Touch function?	Touch allows only cold water to be activated, and the volume is pre-set. You can choose the perfect temperature with the GrohTherm® Micro option. This small thermostat resides underneath your sink and you'll be 100% safe from scalding.
Does the faucet handle have to be in the ON position for the Touch feature to operate?	GROHE Touch faucets will also operate when the faucet handle is in the OFF position. This means it is always ready for touch operation.
What areas on the faucet actually respond to the Touch feature?	All areas on the faucet respond to the touch feature except the handle and the pull-out spray head.
Can I also activate the Touch function with clothing, for example?	No, Touch reacts only to skin contact. However, moist dishcloths, in contact with the base or spout can activate the Touch function.
How do I clean the faucet?	Easily and quickly, with a dry cloth. If you want to clean with a damp cloth, just switch on the cleaning mode by pressing the Aqua Stop button on the control unit. This will de-activate the Touch function for two minutes. Make sure the control unit is installed in an accessible place.
Does the faucet work in extreme temperatures or humidity?	Certainly. Even at temperatures of up to 40 degrees Celsius and with air humidity of up to 80%, GROHE Touch faucets remain perfectly functional.

GROHE America, Inc.
Tel: 1.800.44.GROHE (47643)
info@grohe.com
www.grohe.com/us

GROHE Canada, Inc.
Tel: 1.800.64.GROHE (47643)
info@grohe.ca
www.grohe.com/ca-en

Printed in the USA
© 04/2014 GROHE America, Inc.
Roselle, IL
#0414GTB

VISIT US ONLINE

Follow us



GROHE.COM/US